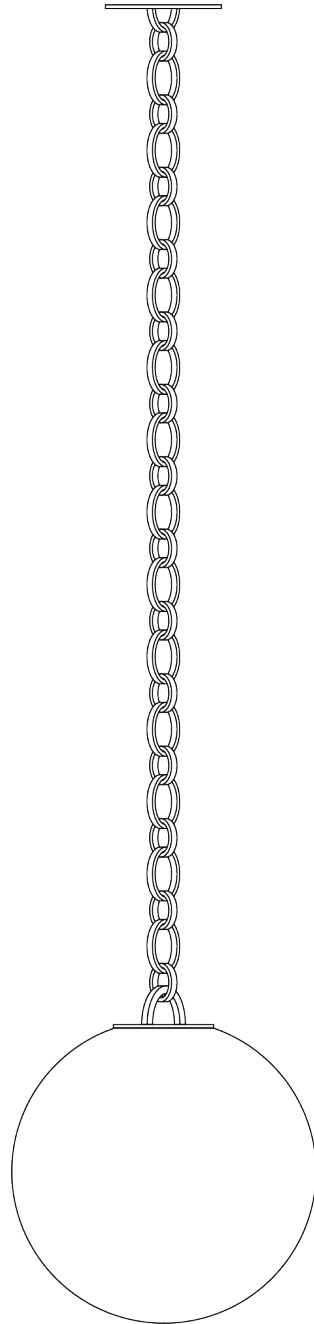


**Pendant  
Empoli**  
Small Chain 01  
Installation  
instructions



### Instructions

- Must be installed by a professional
- Handle components with care.
- Wear gloves during installation

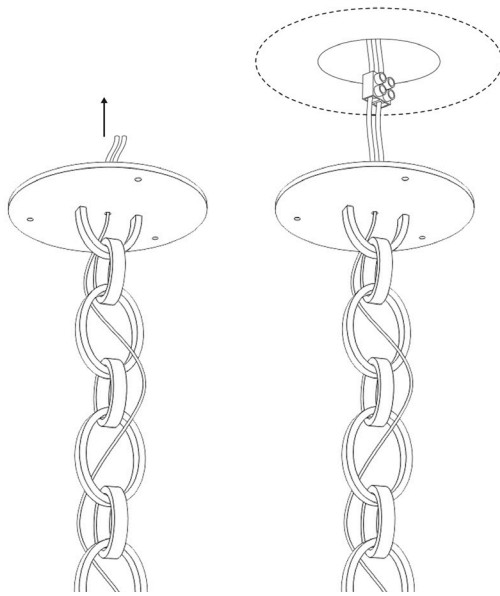
### Assembly time

1h

### Number of people required

2

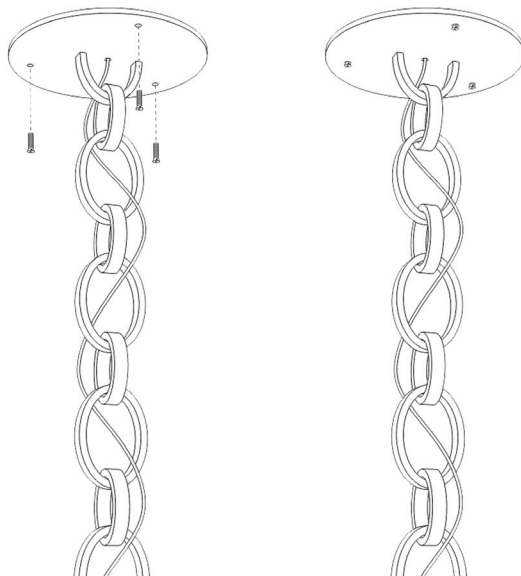
**1**



Prepare the wires coming out of the board.

Connect wires to power supply.

**2**



Refit the plate and secure it to the ceiling.

**Instructions**

- Must be installed by a professional
- Handle components with care.
- Wear gloves during installation

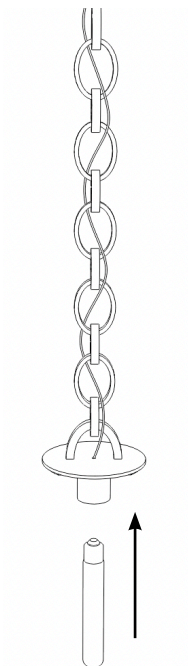
**Assembly time**

**1h**

**Number of people required**


**2**

**3**



Install bulb in base.

**4**



Screw on the glass globe, keeping the chain straight.  
Do not overtighten!