


Installation  
instructions



### Instructions

- Must be installed by a professional
- Handle items carefully
- Use appropriate screws and equipment
- Wear gloves during installation

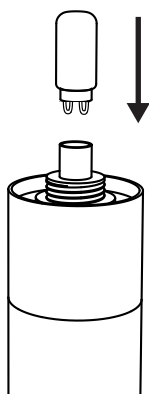
Assembly time

0h10

Number of people required

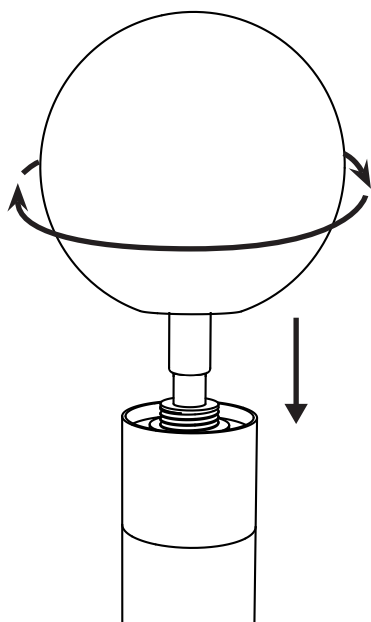
1

**1**



Insert the bulb into the socket.

**2**



Screw the glass globe until resistance.

Warning ! Do not tighten more than natural resistance.