


Table Lamp Twist

The Grand Show

Installation
instructions



Instructions

- Must be installed by a professional
- Handle items carefully
- Use appropriate screws and equipment
- Wear gloves during installation

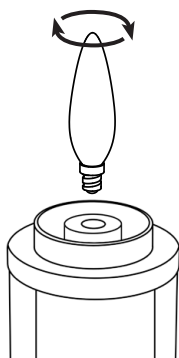
Assembly time

0h10

Number of people required

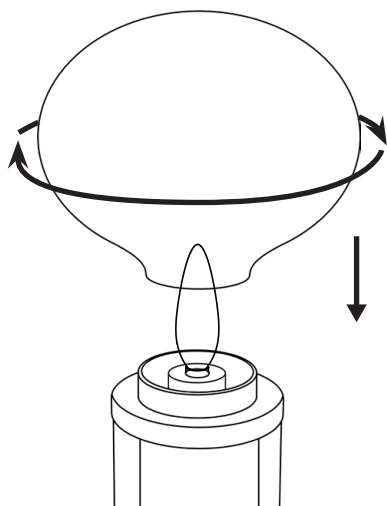
1

1



Insert the bulb into the socket.
Make sure to choose a T25 bulb
with a maximum diameter
of 25 mm.

2



Screw the glass globe until
resistance.
Warning ! Do not tighten more
than natural resistance.