






# Product Sheet

## Pendant Pearl glass Big Chain 01

**Delivery delays**  
8 weeks

**Materials** Solid brass, mouth-blown glass

**Available finishes**  
For the chain and the plates

 Gun metal Graphite	 Gunmetal Bronze
 Brass	Brushed

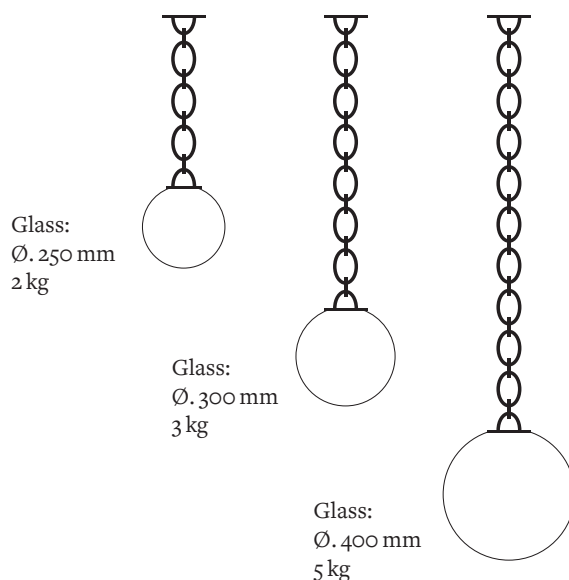
**Available finishes**  
For the glass

 Brilliant pearl glass
 Matte pearl glass

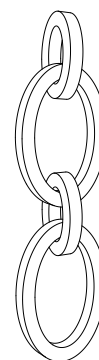
### Dimensions

Chain:  
Custom height  
3,5 kg / m

**Pendant available on**  
Small Chain 01 and Tube



### Chain link dimensions:



Large chain link: 100 mm x 70 mm  
Little chain link: 60 mm x 40 mm  
Thickness: 10 mm

**Light source** 1x Led E27 / T30 - H.185mm / Max.10W 220V.

<b>Certifications</b>	EC Conformity	<b>Class 2</b>	<b>IP 20</b>
-----------------------	---------------	----------------	--------------

<b>Notes</b>	<b>• CUSTOM SIZES &amp; FINISHES AVAILABLE ON REQUEST</b>	<ul style="list-style-type: none"><li>• As our lamps are handcrafted, dimensions and finishes may vary slightly from one model to another</li><li>• Bulb not provided</li></ul>
--------------	---	---

### Fixing options

Other pavilions available  
on request.

Plate



H. 4 mm  
Ø. 150 mm