












Delivery delays
8 weeks

Materials Solid brass, mouth-blown glass

Available finishes



For the tube and the plates

* lacquered brass

 Brass	Polished-varnished	Brushed
	Polished-unvarnished	
 Nickel-plated brass	Polished-varnished	Brushed
 Copper-plated brass	Polished-varnished	Brushed
	Polished-unvarnished	
 Canon de fusil Graphite		
 Canon de fusil Bronze		
 Black *	 Red brick *	 Red wine *
 Papyrus *	 Green pine *	 Yellow mustard *

Available finishes

For the glass

 Brilliant pearl glass
 Matte pearl glass

Dimensions

Tube: Custom height

Pendant also available on:

Big Chain 01 and Small Chain 01

Glass:
Ø. 9.84"
4.41 lb



Glass:
Ø. 11.81"
6.61 lb



Glass:
Ø. 15.75"
11.02 lb



Light source

1 x Led E26 / T30 - H.7,3" / Max.10W. 110V.

Certifications

UL Listed Components

Class 2

IP20

Notes

• **Custom Sizes & Finishes available on request**

- As our lamps are handcrafted, dimensions, finishes and glass color may vary slightly from one model to another
- Bulb not provided

Fixing options

Plate



H. 0.16"
Ø. 5.91"

Reclining plate



H. 0.16"
Ø. 5.91"

Cylindrical thread guard



H. 2.36"
Ø. 5.91" or 7.09"

Cinderella thread guard



H. 4.65"
Ø. 5.91"