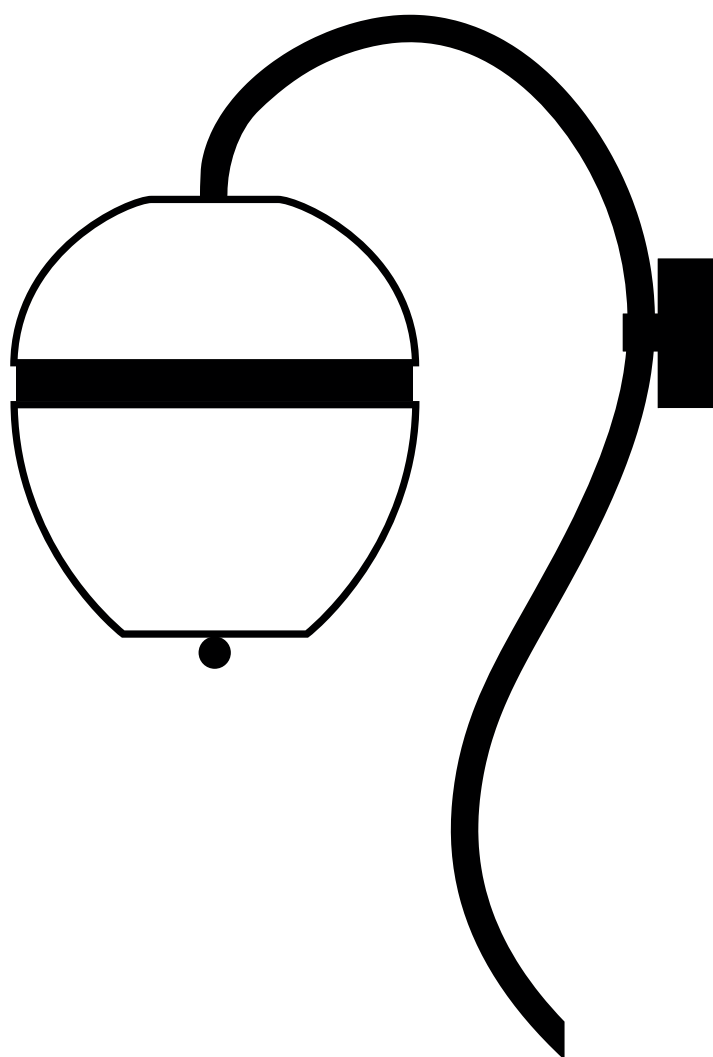


Product  
sheet








**Delivery delays**  
8 weeks

**Materials**

Solid brass, mouth-blown glass carved with a diamond saw

**Available finishes**

|   |  |         |
|---|--|---------|
|  Brass               | Polished lacquered<br>Polished unlacquered | Brushed |
|  Nickel-plated brass | Polished lacquered                         | Brushed |
|  Copper-plated brass | Polished lacquered<br>Polished unlacquered | Brushed |
|  Gunmetal Graphite   |  |         |
|  Gunmetal Bronze     |  |         |

**Available colors**  
For the glass

 Enamel Soft White

**Dimensions**



H. 620 mm  
W. 250 mm  
4,8 kg

**Glass dimensions**

H. 270 mm  
W. 250 mm

**Light source**

1 x Led G9 / Max.10W.220V.

**Certifications**

CE Conformity

**Class 2**

**IP20**

**Notes**

• **Custom sizes & finishes available on request**

- As our lamps are handcrafted, dimensions, finishes and glass color may vary slightly from one model to another
- Bulb not provided

**Electrical connection options**

Cable integrated in the thread guard



Visible cable

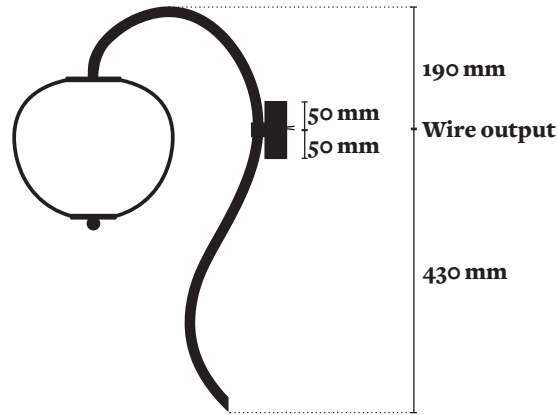


Visible cable and switch



**Wire output dimensions**

For cable integrated in the thread guard



**Mounting plate dimensions**

For wire output and wall mounting holes

