






Delivery delays

8 weeks

Materials

Solid brass, fluted brass tube, mouth blown glass sculpted with a diamond saw

Available finishes

 Brass	Polished lacquered Polished unlacquered	Brushed
 Nickel-plated brass	Polished lacquered	Brushed
 Copper-plated brass	Polished lacquered Polished unlacquered	Brushed
 Gunmetal Graphite		
 Gunmetal Bronze		

Available colors

For the glass

 Enamel Soft White

Dimensions



H. made to measure (minimum 600 mm)
W. 250 mm
5 - 6 kg

Glass dimensions

H. 270 mm
L. 250 mm

Light source

1 x Led G9 / Max.10W.220V.

Certifications

CE Conformity

Class 2

IP20

Notes

• Custom sizes & finishes available on request

- As our lamps are handcrafted, dimensions, finishes and glass color may vary slightly from one model to another
- Bulb not provided

Fixing options

Regular thread guard



H. 110 mm
Ø. 80 mm

Plate



H. 4 mm
Ø. 150 mm

Reclining plate



H. 4 mm
Ø. 150 mm