







Product
sheet



Delivery delays
8 weeks

Materials Solid brass, fluted brass tube, mouth blown glass sculpted with a diamond saw


Available finishes

 Brass	Polished lacquered Polished unlacquered	Brushed
 Nickel-plated brass	Polished lacquered	Brushed
 Copper-plated brass	Polished lacquered Polished unlacquered	Brushed
 Gunmetal Graphite		
 Gunmetal Bronze		

Available colors
For the glass

 Enamel Soft White

Dimensions



H. made to measure (minimum 1000 mm)
W. 803 mm
16 kg

Glasses dimensions
H. 270 mm
W. 250 mm

Light sources
3 x Led G9 / Max.10W.220V.

Certifications CE Conformity **Class 2** **IP20**

Notes

- Custom sizes & finishes available on request
- As our lamps are handcrafted, dimensions, finishes and glass color may vary slightly from one model to another
- Bulbs not provided

Fixing options

Regular thread guard



H. 110 mm
Ø. 80 mm

Plate



H. 4 mm
Ø. 150 mm

Reclining plate



H. 4 mm
Ø. 150 mm